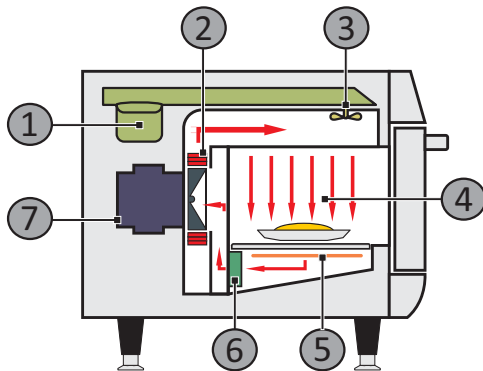


Copa Express Speed Oven



1. Magnetron
2. Impingement Heater
3. Stirrer
4. Impinged Air
5. IR Heater
6. Catalytic Converter
7. Blower Motor

PERFORMANCE

- The Copa Express speed oven is indicated to finishing fresh, chilled or frozen food, with excellent taste, visual and crispness results. The impinged air convection technology combined with microwave enables cooking food up to ten times faster than traditional processes.
- The most compact speed oven with the largest capacity on the market. Its compact structure allows it to occupy less area in the workbench. The Copa Express is the only one in the category that accepts GN's 1/2 (325mm x 265mm).

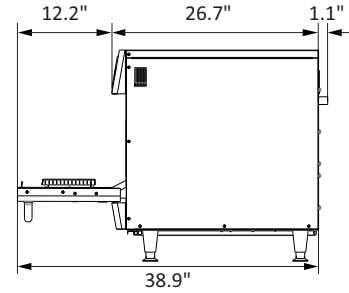
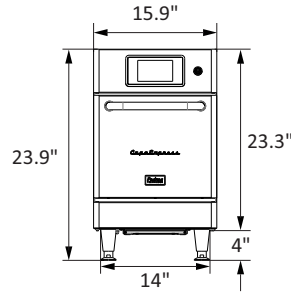
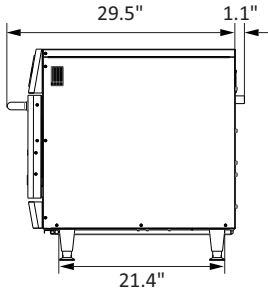
FEATURES

- Up to 1024 recipes, with 8 steps each, divided by 16 groups.
- USB port to upload/download recipes.
- Easy to clean.
- Adjustable temperature from 86F (30C) to 530F (276C).
- User friendly Interface.
- Cool to the touch exterior.
- Independently controlled of air speed, microwave and infrared.
- Constructed from AISI430 (exterior) and AISI304 (interior).
- Stainless Steel.
- Certified ventless with easy removable catalytic converter.
- Allows the use of metal pans.
- Manual mode for on-the-fly cooking.
- Warranty – 1 year parts and labor.

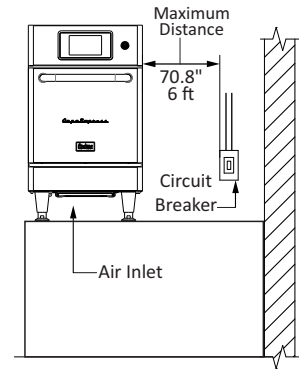
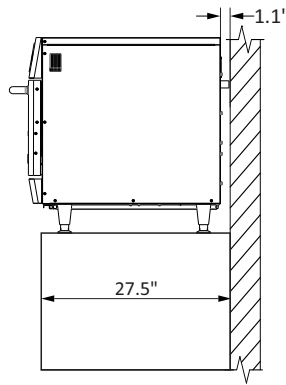
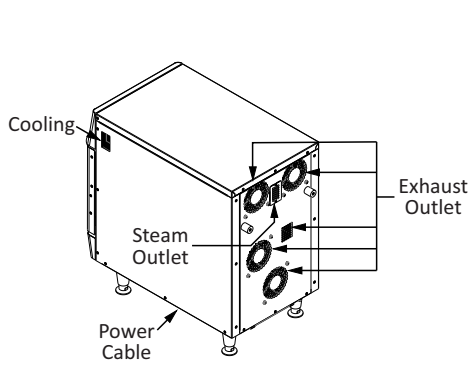
INCLUDED ACCESSORIES

- 01 - Panini Style Grill Plate;
- 02 - Aluminum Pan;
- 01 - Aluminum Paddle;
- 01 - Solid PTFE Basket;
- 01- Oven Cleaner;
- 01- Oven Protector;
- 01- Cleaning Towel;
- 01- Nylon Scrub Pad.

PRODUCT DIMENSIONS



INSTALLATION



ELECTRICAL SPECIFICATIONS

Ensure that the electrical characteristics of the building network are in accordance with the technical specifications located on the data badge located on rear panel of the unit. The outlet should be located no more than 70.8" / 6ft away from the unit.

This plug must be connected to a properly installed and grounded outlet.

In the event of an electrical short, properly grounding the unit reduces the risk of electrical shock by grounding the electrical current.

The building electrical is the customer's responsibility.

Region	Voltage (V)	Phases	Freq. (Hz)	Power (kW)	Circuit Breaker (A)	Cable	Socket
USA	208	Single	60	6.2	30	3x10AWG	NEMA 6-30
	240			7.2			
Canada	208	Single	60	6.2	30	3x10AWG	NEMA 6-30
	240			7.2			

GENERAL INSTRUCTIONS

The oven must be installed on a base or counter that supports the weight of the unit (approximately 174 lbs. / 79 kg)

For proper ventilation, a minimum space of 0.9" between the sides of the oven and the wall and 1.1" between the back of the oven and the wall.

Do not block the air inlets and exhaust outlets located on the bottom and rear of the oven.

It is not recommended for the unit to be positioned near stoves, deep fryers, hot plates and other equipment that releases fat, fumes and heat.

The oven must be installed at a leveled and ventilated location. Improper installation may void the equipment warranty.

DIMENSIONS

Copa Express	Product Dimensions				Boxed Product Dimensions			
	Height	Width	Depth	Weight	Height	Width	Depth	Weight
	27.3"	15.9"	30.7"	174lbs 79kg	31.4"	16.7"	32"	220lb 100kg
Chamber Dimensions	Capacity		Height	Width	Depth			
	0.61 cu.ft 17.5L		7.2"	13.2"	11.2"			
Wall Clearance	Left Side		Back	Right Side				
	1"		0"	1"				