

Forza Express Speed Oven



PERFORMANCE

- The Forza Express utilizes precisely controlled impinged air and infrared element to deliver increased heat transfer rates, resulting in cook times up to 50% faster. The Forza Express ovens are equipped with a easily removable catalytic converter, which breaks down grease-laden vapors allowing for ventless operation.

FEATURES

- Up to 80 recipes with 6 steps each;
- USB port to upload/download recipes;
- Easy to clean;
- Cooks up to 50% faster than traditional ovens;
- Adjustable temperature from 86°F (30°C) to 608°F (320°C);
- User friendly interface;
- Cool to the touch exterior;
- Certified ventless with easy removable catalytic converter;
- Variable-speed impingement airflow;
- Independently controlled top and bottom heaters;
- Ventless side panels allow for zero side clearance installation;
- Allows the use of metal pans;
- Constructed from AISI430 (exterior) and AISI304 (interior) stainless steel;
- Manual mode for on-the-fly cooking;
- Warranty – 1 year parts and labor.

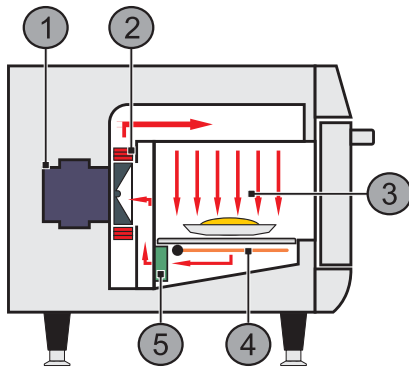
STANDARD ACCESSORIES

- 01 - Aluminum Mesh Screen;
- 01 - Aluminum Paddle;
- 01- Oven Cleaner;
- 01- Oven Protector;
- 01- Cleaning Towel;
- 01- Nylon Scrub Pad;
- 01 - USB Flash Drive.

* Ultimate ventless allowance is dependent upon AHJ approval, as some jurisdictions may not recognize the ETL certification or application.

VENTILATION

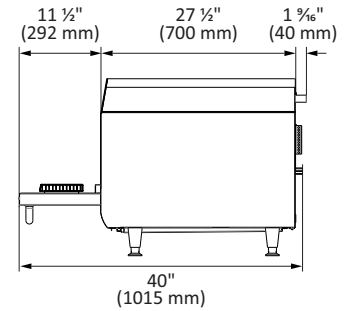
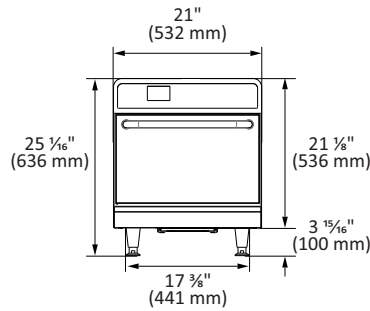
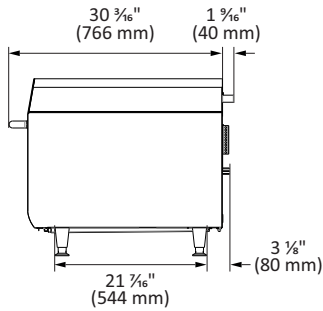
- ETL Mark listed for ventless certification.
- EPA 202 test
 - Product: Pepperoni Pizza
 - Results: 1.82 mg/m3
 - Ventless Requirements: <5.00 mg/m3
- Easy to remove catalytic converter reduces grease, smoke, and odor emissions.



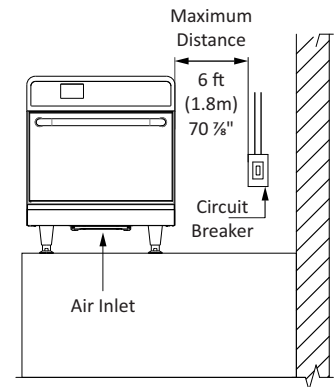
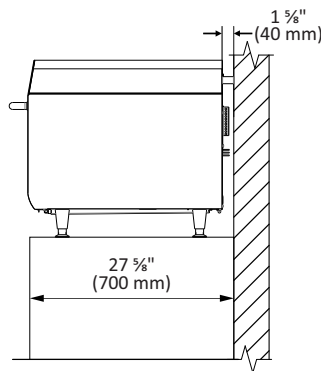
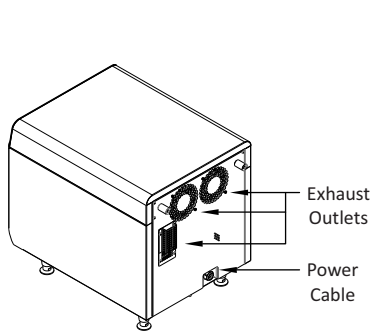
- | | |
|-----------------------|------------------------|
| 1. Blower Motor | 4. IR heater |
| 2. Impingement Heater | 5. Catalytic Converter |
| 3. Impinged Air | |



PRODUCT DIMENSIONS



INSTALLATION



ELECTRICAL SPECIFICATIONS

Ensure that the electrical characteristics of the building network are in accordance with the technical specifications located on the data badge located on rear panel of the unit. The outlet should be located no more than 6ft / 1.8m away from the unit.

This unit must be properly grounded to avoid electrical shock. This unit is equipped with a 3-prong plug.

This plug must be connected to a properly installed and grounded outlet. In the event of an electrical short, properly grounding the unit reduces the risk of electrical shock by grounding the electrical current.

The building electrical is the customer's responsibility.

GENERAL INSTRUCTIONS

The oven must be installed on a base or counter that supports the weight of the unit (approximately 143 lbs. / 65 kg)

For proper ventilation, a minimum space of 1 1/8" (40mm) between the rear of the oven and the wall is required.

Do not block the air inlets and exhaust outlets located on the bottom and rear of the oven.

It is not recommended for the unit to be positioned near stoves, deep fryers, hot plates and other equipment that releases fat, fumes and heat.

The oven must be installed at a leveled and ventilated location.

Improper installation may void the equipment warranty.

DIMENSIONS

Forza Express	Product Dimensions				Boxed Product Dimensions			
	Height	Width	Depth	Weight	Height	Width	Depth	Weight
	25 1/16" 636mm	21" 532mm	31 3/4" 806mm	143lbs 65kg	31 1/2" 800mm	22" 560mm	33 3/8" 860mm	191lb 87kg
Chamber Dimensions	Capacity		Height	Width	Depth			
	0.74 cu.ft 21L		5 3/4" 146mm	15 1/2" 394mm	14 1/4" 362mm			
Wall Clearance	Left Side		Back	Right Side				
	0" 0mm		0" 0mm	0" 0mm				

Region	Voltage (V)	Phases	Freq. (Hz)	Power (kW)	Circuit Breaker (A)	Cable	Socket
USA	208	Single	60	5.6	30	3x10AWG	NEMA 6-30
	240			7.2			
Europe	230	Single	50	6.6	32	3x4mm ²	32A (2P+T)